

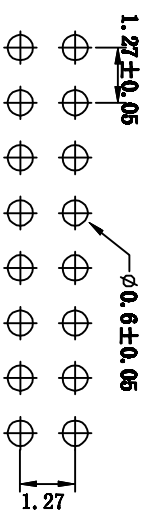
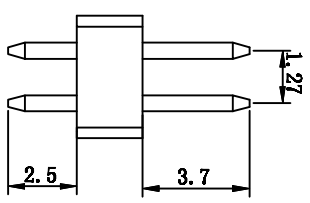
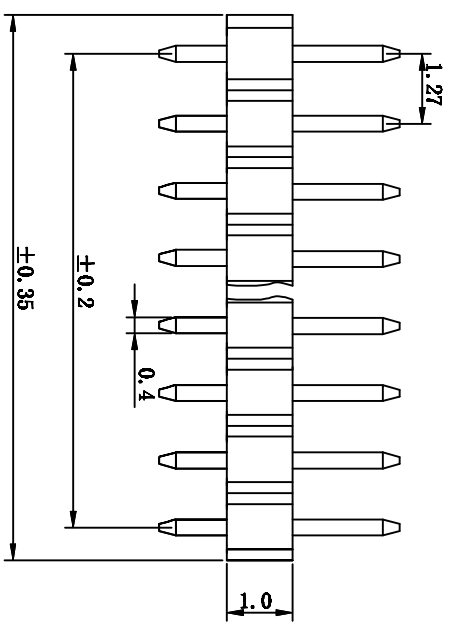
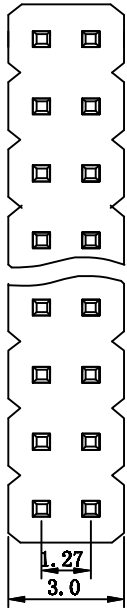
REV.	DESCRIPTION	DRAWN	CHECKED	APPROVED
A	NEW RELEASE	ZQJ 11/18/2014	~	ZQJ 11/18/2014
B	ADD P/N CODE	CJJ 11/18/2014	~	

**SPECIFICATIONS**

Current Rating: **2amps**  
 Insulator resistance: **5000Megohms min.**  
 Dielectric Withstanding: **AC 500V**  
 Operating Temperature: **-40 ° ~ +105° C**  
 Contacting Material: **Brass**  
 Insulator Material: **NY-6T**  
 Plating: **Gold flash**  
**UNSPECIFIED TOLERANCE: ±0.20**

**Di dimensions List**

Contacts Per row	Dimensions		Contacts Per row	Dimensions	
	A	B		A	B
1	1.27	0	21	26.67	25.40
2	2.54	1.27	22	27.94	26.67
3	3.81	2.54	23	29.21	27.94
4	5.08	3.81	24	30.48	29.21
5	6.35	5.08	25	31.75	30.48
6	7.62	6.35	26	33.02	31.75
7	8.89	7.62	27	34.29	33.02
8	10.16	8.89	28	35.56	34.29
9	11.43	10.16	29	36.83	35.56
10	12.70	11.43	30	38.10	36.83
11	13.97	12.70	31	39.37	38.10
12	15.24	13.97	32	40.64	39.37
13	16.51	15.24	33	41.91	40.64
14	17.78	16.51	34	43.18	41.91
15	19.05	17.78	35	44.45	43.18
16	20.32	19.05	36	45.72	44.45
17	21.59	20.32	37	46.99	45.72
18	22.86	21.59	38	48.26	46.99
19	24.13	22.86	39	49.53	48.26
20	25.40	24.13	40	50.80	49.53



**PCB LAYOUT**

GENERAL TOLERANCE		ANGLE TOLERANCE	
X, ±0.60	.X, ±5°		
.X, ±0.38	.X, ±2°		
.XX, ±0.25	.XX, ±2°		

CONTACT	COPPER ALLOY	GOLD OR TIN PLATED	DRAWING TYPE	CUSTOMER
HOUSING	THERMOPLASTIC	UL 94 V-0	SCALE	1:1
PART NAME	PART NO.	MATERILAS	DRAWING NO.	SHEET
1	2	3	4	5

ITEM	PART NAME	PART NO.	FINISHED	DRAWING NO.	SHEET	1 OF 1
1	2	3	4	5	6	7

PROJECTION	TITLE
UNITS	1.27MM 2*40Pin Header 180°
SHEET SIZE	A4
SERIES	LL1013-01B

**LANLI** 慈溪蓝翎电子有限公司  
 慈溪蓝翎电子有限公司  
 CIXI LANLING ELECTRONICS CO., LTD.